

1. Convert the rectangular points to polar coordinates with positive r and $0 \leq \theta < 2\pi$. [2 pts each]

a) $(8\sqrt{2}, -8\sqrt{2})$

b) $(-7\sqrt{3}, 0)$

2. Convert the polar points to rectangular coordinates. [2 pts each]

a) $(9, \frac{7\pi}{6})$

b) $(-8, -\frac{27\pi}{2})$

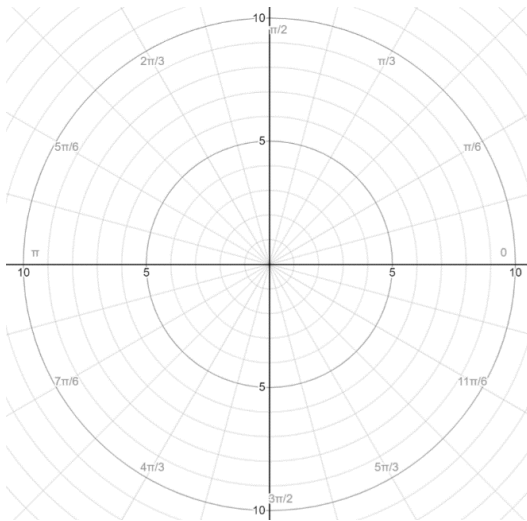
3. Convert the polar equation to rectangular. Give your answers in the form of y as a function of x . [2 pts each]

a) $13 = \cot \theta$

b) $r = 7$

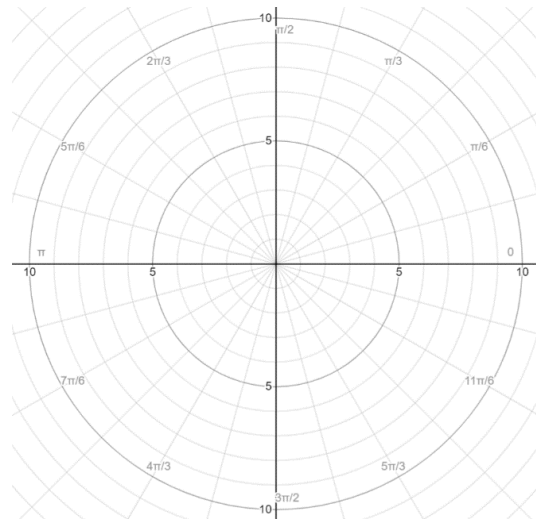
4. Graph each equation. Then classify each graph according to its most specific name. [2 for graph, 1 for name]

a) $r = 3 + 4 \sin \theta$



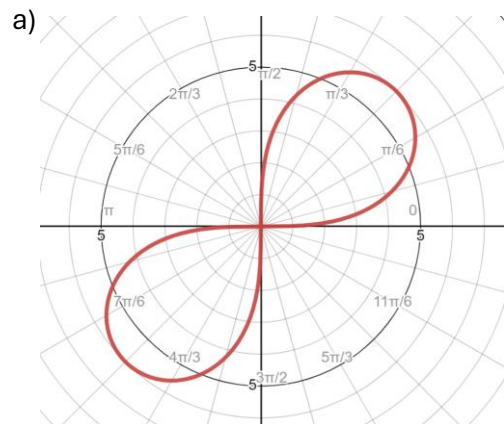
Name: _____

b) $r = 6 \cos 4\theta$



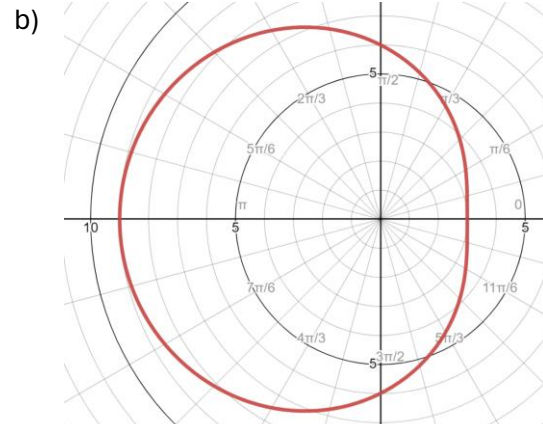
Name: _____

5. Write the equation of each graph. Then classify each graph according to its most specific name. [2 for equation, 1 for name]



Equation: _____

Name: _____



Equation: _____

Name: _____